

CONSERVATION OF GRAVESTONES AT UNITED METHODIST CEMETERY EAST HARWICH, MA

Report prepared by Michael Gallagher
Village Green Restoration Inc
34 Currier Rd
East Falmouth, MA
617-721-1529
mike@villagegreenrestoration.com

PROJECT DESCRIPTION

- In 2023, Village Green Restoration Inc conserved gravestones in United Methodist Cemetery, East Harwich for the Town of Harwich. Conservation was carried out by Michael Gallagher and Ethan Howard of Village Green Restoration Inc. Harwich Cemetery Director Robin Kelly oversaw the project.

METHODOLOGY

Conservation methods adhered to specifications as provided by Ivan Meijer of Building Conservation Inc. A brief description follows.

- Gravestones were identified and documented.
- Downed and leaning gravestones were carefully excavated and hoisted.
- Broken monuments were repaired using Bonstone Clear Knife Grade Epoxy. Stainless steel pins were inserted when necessary and feasible.
- Cracks and areas of loss were repaired with the following:
 - Slate – large patches and cracks Edison Coatings Custom System 45. Small cracks and areas of delamination Acryloid B-72, acetone and stone dust
 - Marble – Lithomix Natural Hydraulic Cement for Stone Repair “Aged Marble” color.
- Slab Gravestones were reset in $\frac{3}{4}$ ” dense grade bluestone compacted every six inches.
- If a gravestone did not have a sufficient length to set in the ground, a new custom concrete slot base was cast. The slab was set in the new base using a Type N mortar.
- Multi-unit gravestones were disassembled and then re-set using stainless steel threaded pins set with Bonstone Epoxy on one side and a type n mortar on the opposite side.
- Slot base and multi-unit gravestones were set and leveled on 12” on packed $\frac{3}{4}$ ” dense grade bluestone.

IN PROCESS PHOTOS



GRAVESTONES

Grave A02

Name Mehitable Cahoon

Treatment Fragments repaired with carbon fiber pins and epoxy. Losses and voids filled with Lithomix. Slab re-sett.

Photo Before



Photo After



Grave A03

Name Seth Cahoon

Treatment
Fragments repaired with carbon fiber pins and epoxy. Losses and voids filled with Lithomix. Slab re-sett.

Photo Before



Photo After



Grave A06


Name Betsey Cahoon

Treatment
Fragments repaired with carbon fiber pins and epoxy. Losses and voids filled with Lithomix. Slab re-sett.

Photo Before



Photo After



Grave A08

Name Capt Samuel D Clifford

Treatment Multipart markers repinned with stainless steel pins and Type N Mortar. Joints and areas of loss filled with Lithomix.

Photo Before



Photo After



Grave A11

Name Ophelia M.L. Clifford

Treatment
Multipart markers repinned with stainless steel pins and Type N Mortar. Joints and areas of loss filled with Lithomix.

Photo Before



Photo After



Grave

A12

Name

Dilana Eldredge

Treatment

Cleaned. Resett

Photo Before



Photo After



Grave

A12F

Photo After

Name

DE

Treatment

Footstone Re-sett.

Photo Before



Grave A13F

Name B.E.

Treatment Footstone re-sett.

Photo Before

Photo After



Grave A14F

Name B.E.

Treatment Footstone re-set.

Photo Before

Photo After



Grave

A15

Name

Abigal Eldredge

Treatment

Cleaned. Re-set.

Photo Before



Photo After



Grave

A16

Name

Sylvenas Eldredge

Treatment

Cleaned. Re-set.

Photo Before



Photo After



Grave

A17a

Photo After

Name

Sylvanus Eldredge

Treatment

Cleaned. Fragments repaired with carbon fiber pins and epoxy. Losses and voids filled with Lithomix. Slab re-set. Re-set in new slot base.

Photo Before



Grave

A18

Name

Batia Nickerson

Treatment

Cleaned. Re-set.
Cracks grouted with Lithomix.

Photo Before



Photo After



Grave

A19

Name

Sarah Nickerson

Treatment

Cleaned. Re-set.
Large area of loss filled with Lithomix.

Photo Before



Photo After



Grave A22

Name Benjamin Young

Treatment
Cleaned. Fragments repaired with carbon fiber pins and epoxy. Losses and voids filled with Lithomix. Slab re-set.

Photo Before



Photo After



Grave

A23

Photo After

Name

Sarah C Cahoon

Treatment

Tree removed
Cleaned. Fragments repaired with carbon
fiber pins and epoxy. Losses and voids
filled with Lithomix. Slab re-set.

Photo Before



Grave A24


Name Emma B Cahoon

Treatment Re-set.

Photo Before



Photo After



Grave

A25

Name

Truman D Cahoon

Treatment

Tree removed.
Cleaned. Fragments repaired with carbon
fiber pins and epoxy. Losses and voids
filled with Lithomix. Slab re-set.

Photo Before



Photo After



Grave

A26

Name

Alonzo Cahoon

Treatment

Cleaned. Re-set.

Photo Before



Photo After



Grave A27

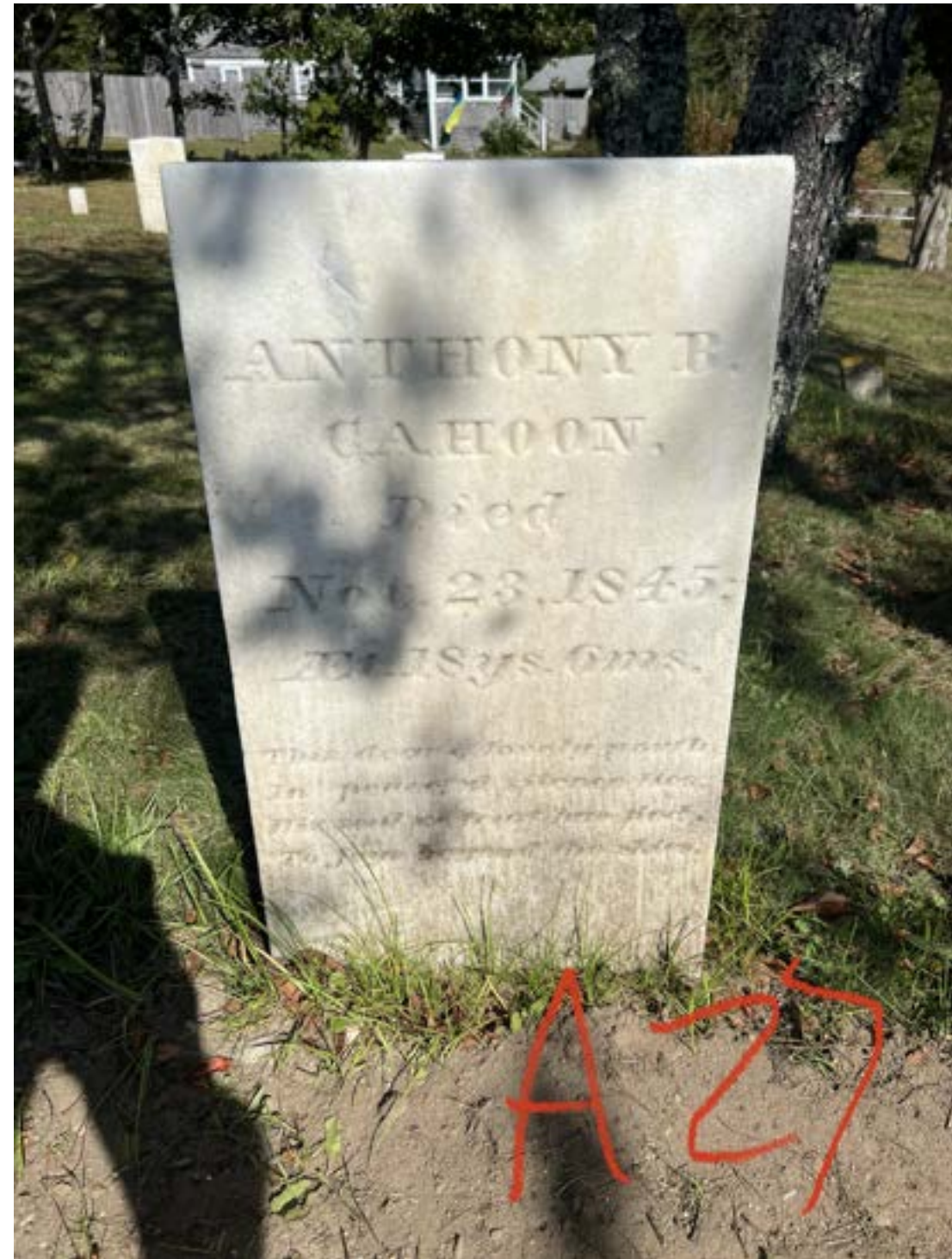
Name Anthony B Cahoon

Treatment Cleaned. Re-set.

Photo Before



Photo After



Grave A32

Name Orick Elwyn Doane

Treatment
Cleaned. Fragments repaired with carbon fiber pins and epoxy. Losses and voids filled with Lithomix. Slab re-set.

Photo Before



Photo After



Grave A33 - Additional NIC

Name Orick Doane

Treatment
Re-set in slot base.

Photo Before

Photo After



Grave

A35 - Footstone

Photo After

Name

Mary Elizabeth Doane

Treatment

Cleaned. Re-set.

Photo Before



Grave A36

Name Benjamin Young

Treatment
Cleaned. Fragments repaired with carbon fiber pins and epoxy. Losses and voids filled with Lithomix. Slab re-set.

Photo Before



Photo After



Grave

A38

Name

Betsey Young

Treatment

Cleaned. Re-set.

Photo Before



Photo After



Grave A39

Name Benjamin Young

Treatment Cleaned. Re-set.

Photo Before



Photo After



Grave

a40

Name

Ezeikel Cahoon

Treatment

Cleaned. Re-set.

Photo Before



Photo After



Grave

A41

Name

Polly Cahoon

Treatment

Cleaned. Re-set.

Photo Before



Photo After



Grave

A42

Name

Alathia Doane


Treatment

Cleaned. Re-set.

Photo Before



Photo After



Grave A45-Footstone

Name Jonathan Eldredge

Treatment Cleaned. Re-set.

Photo Before

Photo After



Grave

A46 Footstone

Photo After

Name

Rebecca Eldredge

Treatment

Cleaned. Re-set.

Photo Before



Grave

A47

Name

Elnathan Eldredge

Treatment

Cleaned. Re-set.

Photo Before



Photo After



Grave

A47 - Footstone

Name

Elnathan Eldredge

Treatment

Cleaned. Re-set.

Photo Before

Photo After



Grave

A48 - Footstone

Photo After

Name

Dorithia Eldredge

Treatment

Cleaned. Re-set.

Photo Before



Grave

A49

Name

Eben Eldredge

Treatment

Cleaned. Re-set.

Photo Before



Photo After



Grave

A49F

Photo After

Name

Eben Eldredge

Treatment

Cleaned. Re-set.

Photo Before



Grave

A50 Footstone

Photo After

Name

Deliverence Eldredge

Treatment

Cleaned. Re-set.

Photo Before



Grave

A51

Name

Winslow Nickerson

Treatment

Cleaned. Re-set.

Photo Before



Photo After



Grave A52

Name John CAHOON

Treatment Cleaned. Re-set.

Photo Before



Photo After



Grave

A52 Footstone

Name

John Calhoon

Treatment

Cleaned. Re-set.

Photo Before

Photo After



Grave A53

Name Polly Cahoon

Treatment Cleaned. Re-set.

Photo Before



Photo After



Grave

A53 Footstone

Photo After

Name

Polly Cahoon

Treatment

Cleaned. Re-set.

Photo Before



Grave

A54

Name

Jacob Crowell

Treatment

Tree removed
Cleaned. Fragments repaired with carbon
fiber pins and epoxy. Losses and voids
filled with Lithomix. Slab re-set.

Photo Before



Photo After



Grave A56

Name Betsey Eldridge

Treatment Cleaned. Re-set.

Photo Before



Photo After



Grave A58 - Additional NIC

Photo After

Name Serenus Eldredge

Treatment
Cleaned. Fragments repaired with carbon fiber pins and epoxy. Losses and voids filled with Lithomix. Slab re-set.

Photo Before



Grave A59

Name Betsey S Eldridge

Treatment
Cleaned. Fragments repaired with carbon fiber pins and epoxy. Losses and voids filled with Lithomix. Slab re-set.

Photo Before



Photo After



Grave A60

Name Clarinton s Eldridge

Treatment Cleaned. Fragments repaired with carbon fiber pins and epoxy. Losses and voids filled with Lithomix. Slab re-set.

Photo Before



Photo After



Grave

A61

Name

Vinson Cahoon

Treatment

Cleaned. Fragments repaired with carbon fiber pins and epoxy. Losses and voids filled with Lithomix. Slab re-set.

Photo Before



Photo After



Grave A62

Name Cynthia Cahoon

Treatment Cleaned. Fragments repaired with carbon fiber pins and epoxy. Losses and voids filled with Lithomix. Slab re-set.

Photo Before



Photo After



Grave

B01

Name

"An Infant" Nickerson

Treatment

Cleaned. Re-set.

Photo Before



Photo After



Grave B02

Name Maria K Nickerson

Treatment Cleaned. Re-set.

Photo Before



Photo After



Grave B03

Name Bethiah Nickerson

Treatment Cleaned. Re-set.

Photo Before



Photo After



Grave B11

Name Woodbury Norcross Gardner

Treatment Cleaned. Re-set.

Photo Before



Photo After



Grave B12

Name Mother

Treatment Cleaned. Re-set.

Photo Before



Photo After



Grave B16

Name Phoebe Nickerson

Treatment Cleaned. Re-set.

Photo Before



Photo After



Grave B17

Name Hezekiah Nickerson

Treatment Cleaned. Re-set.

Photo Before



Photo After



Grave B17

Name Hezekiah E Nickerson

Treatment Cleaned. Re-set.

Photo Before



Photo After



Grave C08

Name Patience

Treatment Cleaned. Losses and voids filled with Lithomix.

Photo Before



Photo After



Grave C16

Name Elnathan Nickerson

Treatment Voids and cracks filled with lithomix

Photo Before



Photo After



Grave C16a - Not in Contract

Photo After

Name Otis Allen

Treatment Tree removed. Reset in existing slot base.
Cleaned

Photo Before



Grave C17

Name Mabel C Cahoon

Treatment Cleaned. Re-set.

Photo Before



Photo After



Grave

D01

Name

Emma N Cahoon

Treatment

Cleaned. Re-set.

Photo Before



Photo After



Grave D03

Name Seth Nickerson

Treatment Cleaned. Re-set.

Photo Before



Photo After



Grave

E01

Name

Unknown

Treatment

Cleaned. Re-set.

Photo Before



Photo After



Grave E02

Name Rebecca Small

Treatment Cleaned. Re-set.

Photo Before



Photo After



Grave F04

Name Rachel Linnel

Treatment
Cleaned. Re-set. Voids and blisters filled with sandstone lithomix.

Photo Before



Photo After



Grave F12

Name

Treatment
Cleaned. Fragments repaired with carbon fiber pins and epoxy. Losses and voids filled with Lithomix. Slab re-set.

Photo Before



Photo After



Grave F12

Name Capt. James Taylor

Treatment

Photo Before



Photo After



Grave F13

Name Ebenezer Beares

Treatment Cleaned. Re-set.

Photo Before



Photo After



Grave F14

Name Priscilla Beares

Treatment Cleaned. Re-set.

Photo Before



Photo After



Grave F16

Name Temperance Rogers

Treatment Cleaned. Re-set.

Photo Before



Photo After



Grave F17

Name Erastus o Cahoon

Treatment
Cleaned. Re-set.
Re-set in new slot base.

Photo Before



Photo After



Grave F18

Name Joseph Mayo/Jonathan Cahoon

Treatment Cleaned. Re-set.

Photo Before



Photo After



Grave F19

Name Rueben Cahoon Esq

Treatment Cleaned. Re-set.

Photo Before



Photo After



Grave F21

Name Abbot L Pierce

Treatment Cleaned. Re-set.

Photo Before



Photo After



Grave F22

Name Ebenezer Nickerson

Treatment Cleaned. Re-set.

Photo Before



Photo After



Grave

F22f

Photo After

Name

Ebenezar Nickerson

Treatment

Footstone re-set.

Photo Before



Grave

F25

Name

Thankful Young

Treatment

Cleaned. Seams filled with Acryloid B-72 and stone dust.

Photo Before



Photo After



Grave F27

Name Zebina E Higgins

Treatment Cleaned. Re-set.

Photo Before



Photo After



Grave

F27f

Photo After

Name

Zebina Higgins

Treatment

Cleaned. Re-set.

Photo Before



Grave

F31

Name

Polly Robbins

Treatment

Cleaned. Re-set.
Re-set in new slot base.

Photo Before



Photo After



Grave F34

Name Horris Higgins

Treatment Cleaned. Re-set.

Photo Before



Photo After



Grave F35

Name Alpha Nickerson

Treatment Cleaned. Re-set.

Photo Before



Photo After



Grave G01

Name Abijah Long

Treatment Cleaned. Re-set.

Photo Before



Photo After



Grave

G01F

Photo After

Name

Abijah Long

Treatment

Cleaned. Re-set.

Photo Before



Grave G02

Name Betsey Long

Treatment Cleaned. Re-set.

Photo Before



Photo After



Grave G05

Name Seth Cahoon

Treatment Cleaned. Re-set.

Photo Before



Photo After



Grave G08

Name Anna Eldredge

Treatment Cleaned. Re-set.

Photo Before



Photo After



Grave G09 - footstone

Name Jesse L Eldredge

Treatment Footstone re-set.

Photo After



Photo Before



Grave G10 - Footstone

Name Lucy A Eldredge

Treatment Footstone re-set.

Photo Before

Photo After



Grave G11 - Footstone

Name Isaac Eldredge

Treatment Footstone re-set.

Photo Before

Photo After



Grave G12

Name Judidah Eldredge

Treatment Cleaned. Re-set.

Photo Before



Photo After



Grave G16 - Footstone

Name Bethia Eldredge

Treatment Footstone re-set.

Photo Before

Photo After



Grave G17 - Footstone

Name ?

Treatment Footstone re-set.

Photo Before

Photo After



Grave G18

Name Ursilla Kenney

Treatment Concrete removed from void. Void filled with lithomix.

Photo Before



Photo After



Grave G19

Name Allen Kenney

Treatment Cleaned. Fragments repaired with carbon fiber pins and epoxy. Losses and voids filled with Lithomix. Slab re-set.

Photo Before



Photo After



Grave G20

Name Priscilla Kenney

Treatment Cleaned. Voids filled with Lithomix.

Photo Before



Photo After



Grave G23

Name Joseph A Nickerson

Treatment
Cleaned. Fragments repaired with carbon fiber pins and epoxy. Losses and voids filled with Lithomix. Slab re-set.

Photo Before



Photo After



Grave G24- Footstone

Name Orick Nickerson

Treatment Cleaned. Re-set.

Photo After

Photo Before



Grave G25

Name Capt. Edward Nickerson

Treatment
Fragments excavated.
Cleaned. Fragments repaired with carbon
fiber pins and epoxy. Losses and voids
filled with Lithomix. Slab re-set.

Photo Before



Photo After



Grave

G25 - Footstone

Photo After

Name

Capt. Edward Nickerson

Treatment

Cleaned. Re-set.

Photo Before



Grave G26

Name Asenath young

Treatment Cleaned. Re-set.

Photo Before



Photo After



Grave G27

Name John Debear

Treatment Re-set.

Photo Before

Photo After



Grave G28

Name Sally Kenney

Treatment
Cleaned. Fragments repaired with carbon fiber pins and epoxy. Losses and voids filled with Lithomix. Slab re-set.

Photo Before



Photo After



Grave G29

Name Allen Kenney

Treatment Cleaned. Re-set.

Photo Before



Photo After



Grave G30

Name Grafton Cahoon

Treatment Cleaned. Re-set.

Photo Before



Photo After



Grave G32 - Footstone

Name Deliverence Long

Treatment Cleaned. Re-set.

Photo Before

Photo After



Grave G33

Name Levi Long

Treatment Cleaned. Re-set.

Photo Before



Photo After



Grave G34

Name Rebecca L Cahoon

Treatment Cleaned. Re-set.

Photo Before



Photo After



Grave G34- Footstone

Name Rebecca Cahoon

Treatment Footstone re-set.

Photo Before

Photo After



Grave G36

Name Edmund Long

Treatment Cleaned. Re-set.

Photo Before

Photo After



Grave G41

Name Sarah Nickerson

Treatment Bolts removed.
Cleaned. Fragments repaired with carbon
fiber pins and epoxy. Losses and voids
filled with Lithomix. Slab re-set.

Photo Before



Photo After



Grave G42

Name Tully Nickerson

Treatment
Cleaned. Fragments repaired with carbon fiber pins and epoxy. Losses and voids filled with Lithomix. Slab re-set.

Photo Before



Photo After



Grave G43

Name Capt Elra Eldredge

Treatment Cleaned. Re-set.

Photo Before

Photo After



Grave G44 - Footstone

Name Mahitable Eldredge

Treatment Footstone re-set.

Photo Before

Photo After



Grave G45

Photo After

Name Cyrena Eldredge

Treatment
Cleaned. Fragments repaired with carbon fiber pins and epoxy. Losses and voids filled with Lithomix. Slab re-set.

Photo Before



Grave

G45 - Footstone

Name

Cyrena Eldredge

Treatment

Footstone re-set.

Photo Before

Photo After



Grave G48

Name Hannah Nickerson

Treatment Re-set.

Photo Before

Photo After



Grave G49

Name Rogers

Treatment
Cleaned. Fragments repaired with carbon fiber pins and epoxy. Losses and voids filled with Lithomix. Slab re-set.

Photo Before

Photo After



Grave

G49 - Footstone

Name

Enos Rogers

Treatment

Photo Before

Photo After



Grave G50

Name Molly Rogers

Treatment
Cleaned. Re-set.
Re-set in new slot base.

Photo Before



Photo After



Grave G50 - Footstone

Name Molly Rogers

Treatment Footstone re-set.

Photo After

Photo Before



Grave H01

Name James C Higgins

Treatment Cleaned. Re-set.

Photo Before



Photo After



Grave H02-Footstone

Name Eli Small

Treatment Footstone re-set.

Photo Before

Photo After



Grave H03

Name Elizabeth Small

Treatment Cleaned. Re-set.

Photo Before



Photo After



Grave H05 - Footstone

Name Not Readable

Treatment Footstone re-set.

Photo Before

Photo After



Grave H06 - Footstone

Name John Young

Treatment Footstone re-set.

Photo Before

Photo After



Grave H07

Name Bathsheba Young

Treatment Old repair removed.
Cleaned. Fragments repaired with carbon
fiber pins and epoxy. Losses and voids
filled with Lithomix. Slab re-set.

Photo Before



Photo After



Grave H07-Footstone

Name Bathsheba Young

Treatment Footstone re-set.

Photo Before

Photo After



Grave H08

Name Samuel Doane

Treatment
Moved away from tree.
Re-set in new slot base.
Cleaned. Fragments repaired with carbon
fiber pins and epoxy. Losses and voids
filled with Lithomix. Slab re-set.

Photo Before



Photo After



Grave H09

Name Sallie Doane

Treatment
Cleaned. Re-set.
Crack filled with Lithomix.

Photo Before



Photo After



Grave H10

Name Rueben Eldredge

Treatment As much grafitti removed as possible
without further damage to stone.
Re-set.
Voids and blisters repaired with
Sandstone Lithomix.

Photo Before



Photo After



Grave H11

Name Sarah Eldredge

Treatment As much graffiti removed as possible without further damage to stone.
Voids, cracks and blisters filled with sandstone lithomix.

Photo Before



Photo After



Grave H12

Name Samuel Ellis

Treatment

Photo Before



Photo After



Grave H13

Name Juliatta Rogers

Treatment

Photo Before



Photo After



Grave H14 - Footstone

Name Capt Zachariah Small

Treatment Footstone re-set.

Photo Before

Photo After



Grave

H15 - Footstone

Name

Meribah Small

Treatment

Footstone re-set.

Photo Before

Photo After



Grave H16

Name Capt Elry Small

Treatment Cleaned. Fragments repaired with carbon fiber pins and epoxy. Losses and voids filled with Lithomix. Slab re-set.

Photo Before



Photo After

